

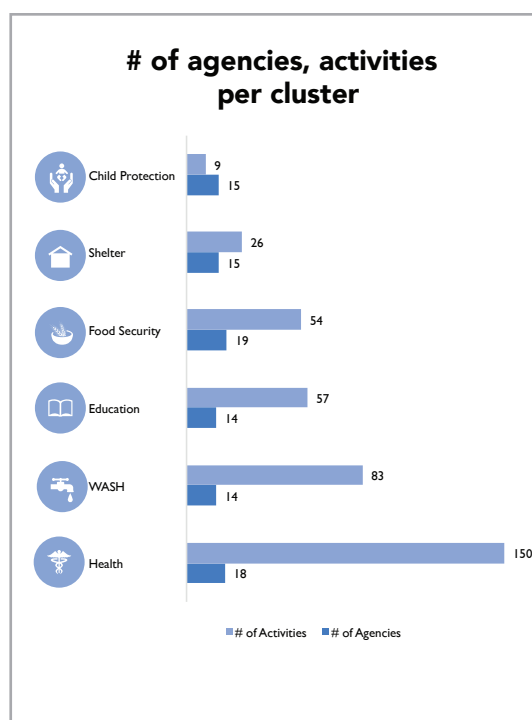
# GAZA STRIP: WHO DOES WHAT

(AS OF 24 AUGUST 2014)



On 7 July 2014, a humanitarian emergency began in the Gaza Strip, following a severe escalation in hostilities involving intense Israeli aerial and navy bombardment and Palestinian rocket firing. The humanitarian impact of these hostilities occurred against a backdrop of heightened vulnerability and instability in Gaza. The scope of damage and destruction incurred during the recent escalation is unprecedented in the Gaza Strip. Humanitarian partners, through the cluster system, have been scaling up their responses to reach people in need and carrying out rapid needs assessment to better understand and respond to the full scope of needs. This 'Who does What and Where' snapshot illustrates the different activities undertaken by humanitarian actors per cluster.

47 Agencies	Activities				
	14	19	18	15	14
ACF		•			•
ANERA		•	•	•	•
ArdElInsan			•		
CatholicReliefServices	•			•	
COOPI	•				
DanChurchAid(DCA)		•			•
EducAid	•				
GlobalCommunities(CHF)		•		•	•
GVC					•
HandicapInternational			•		
HelpAge				•	
IOCC		•			
IslamicReliefPalestine		•	•	•	•
MA'ANDevelopmentCenter	•	•		•	•
MDMFrance			•		
MedicalAidforPalestinians(MAP)			•	•	
MedicoInternational			•		
MédicosdelMundo(MDMSpain)			•		
MercyCorps		•		•	•
MoSA				•	
MSF/France			•		
NearEastCouncilofChurches(NECC)/Gaza			•		
NorwegianChurchAid	•				
NRC	•				
OxfamGB					•
OxfamItalia&UAWC		•			
OxfamNovib					•
PalestinianMedicalReliefSociety(PMRS)			•		
PARC		•			•
PRCS				•	
PU-AMI		•		•	•
QatarCharity		•			
ReliefInternational	•				
SaveTheChildren	•	•	•	•	•
SecoursIslamiqueFrance(SIF)		•	•	•	
TommohAssociationforSkillsDevelopment	•				
UNDP	•				
UNESCO	•				
UNFPA			•		
UNICEF	•		•	•	•
UnitedPalestinianAppeal(UPA)			•		
UNRWA		•		•	
WelfareAssociation	•	•	•		
WFP		•			
WFP&OxfamGB		•			
WorldHealthOrganisation			•		
WorldVision	•	•			

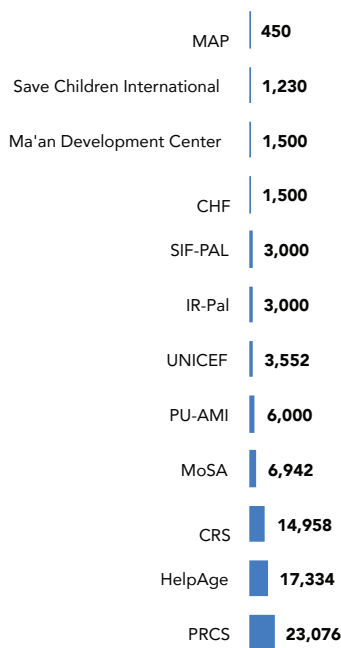




# Shelter

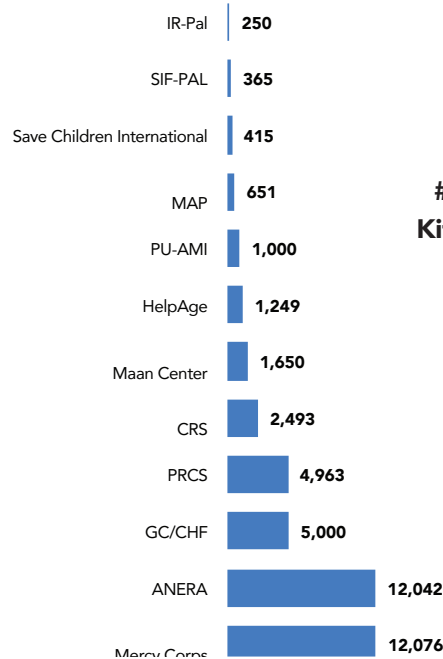
Agencies **15**

# of individuals supported by shelter cluster partners



# of Households supported **53,250**

# of hygiene kits distributed by shelter cluster partners



# of Hygiene Kits distributed **77,043**

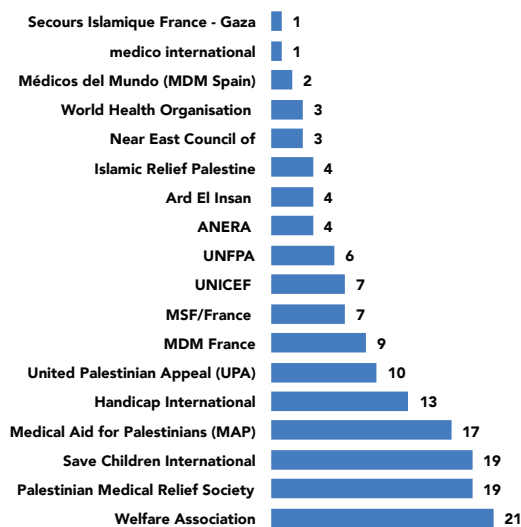


# Health

Agencies **18**

Activities **150**

# of activities implemented by health cluster partners



#of activities per category





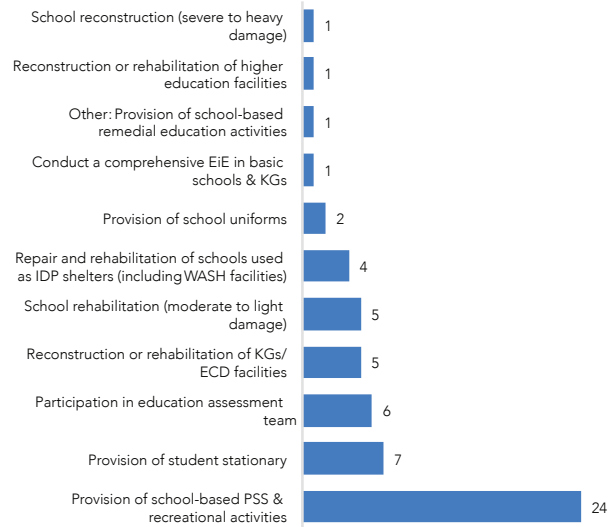
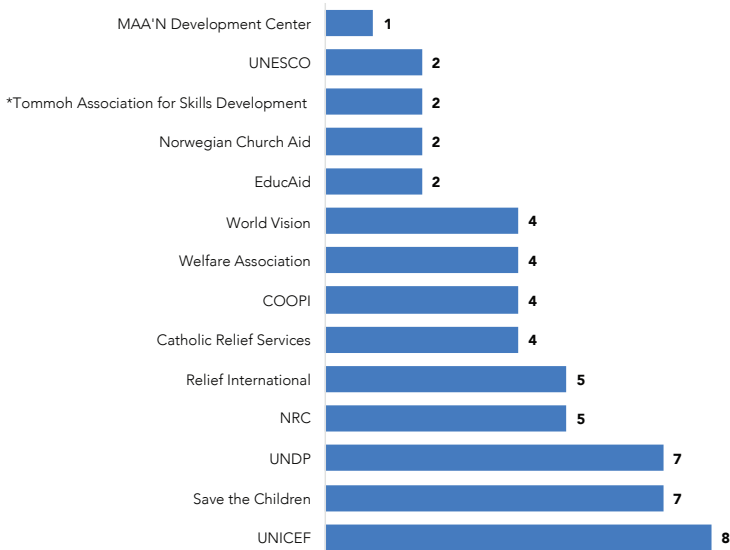
## Education

Agencies **14**

Activities **57**

# of activities implemented by education cluster partners

# of activities per category



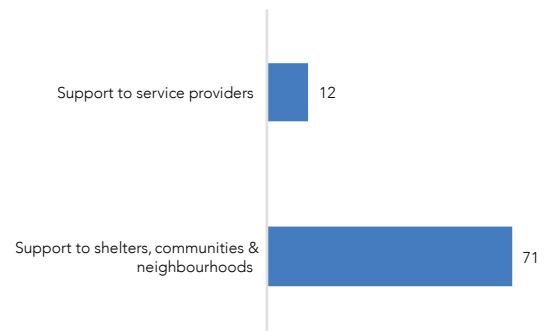
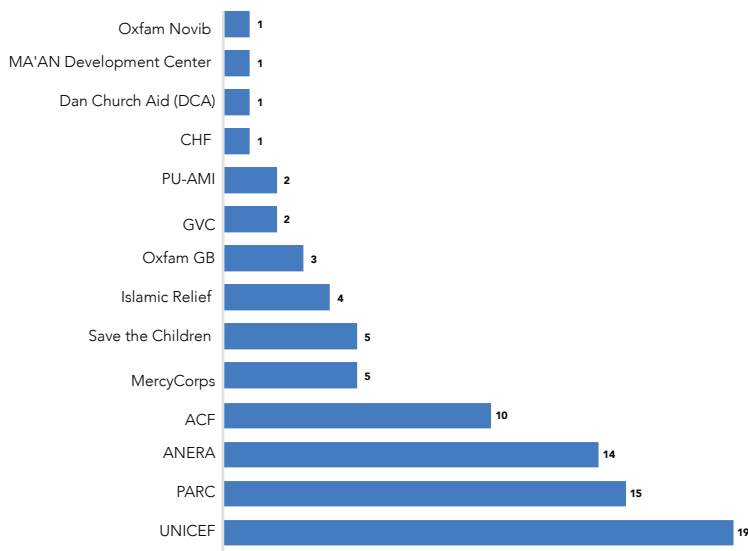
## Water, Sanitation and Hygiene

Agencies **14**

Activities **83**

# of activities implemented by WASH cluster

# of activities per category



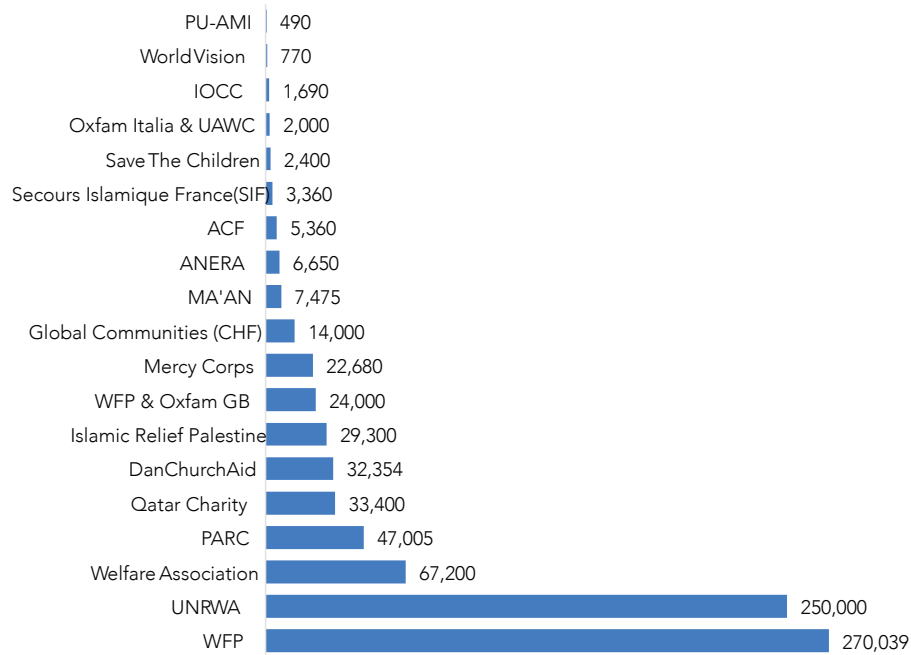


# Food Security

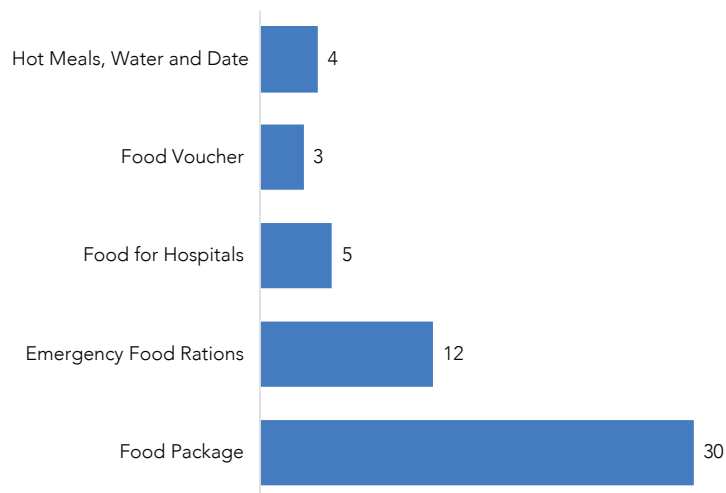
Agencies **19**

# of individuals benefited **822,173**

## # of individuals who benefited from food security cluster partners



## # of activities per category

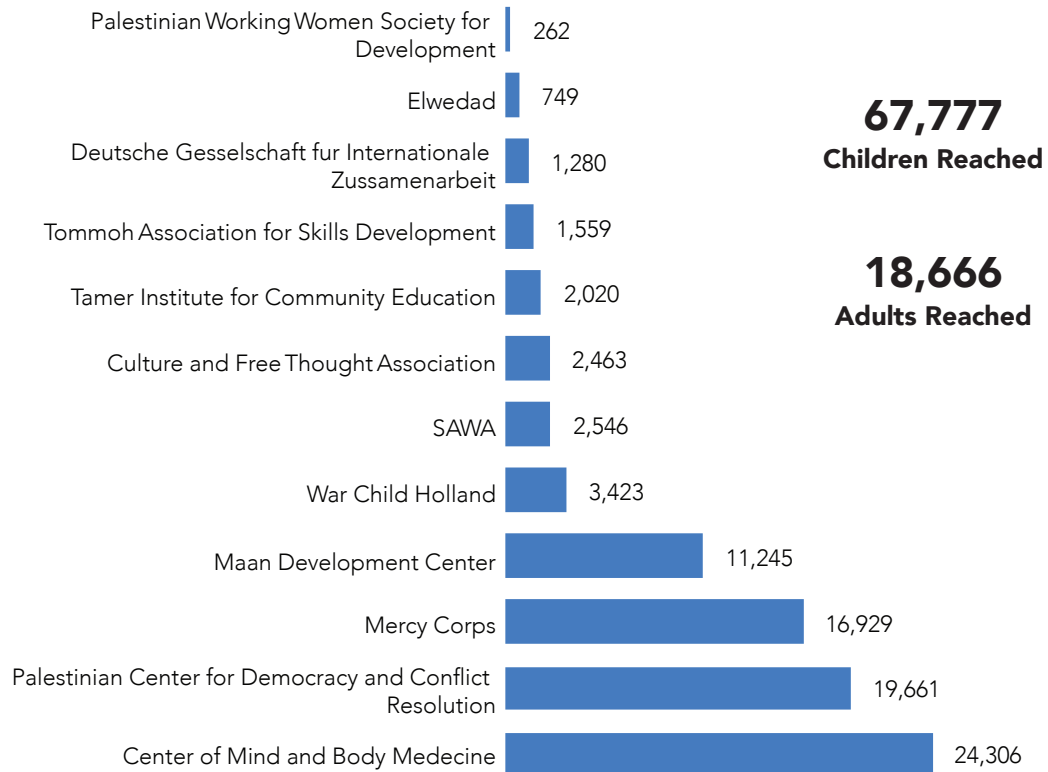




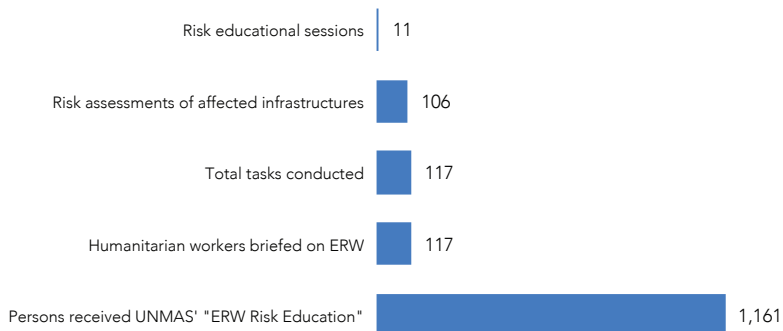
## Child Protection

### 15 organizations implementing activities through 23 implementing partners

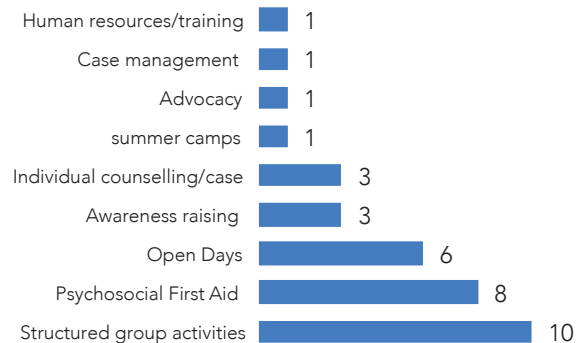
#### # of individuals reached



#### # of activities conducted by UNMAS



#### # of organizations by activity



\*The information above only includes organisations reporting through the CPWG, and does not include all figures for UNRWA shelters

Creation date: 26 August 2014 Data sources: UN WASH, Food, Education, Health and Shelter and Protection clusters.

Feedback: [ochaopt@un.org](mailto:ochaopt@un.org)

<http://www.ochaopt.org>

[opt.humanitarianreponse.info](http://opt.humanitarianreponse.info)

The information presented in this info-graphic is activities reported by clusters since the beginning of the crisis in Gaza on the 7th of July. OCHA is working on collating information on humanitarian activities such as food delivery, maintenance of damaged water facilities, distribution of non-food items, medical support and etc.

\*Data on who does what is consolidated by the clusters based on preliminary information gathering and is subject to change overtime.