

Strategic Response Plan

2014 - 2016

oPt

January 2014



25%

Increase in the number of people displaced as a result of demolitions in Area C and East Jerusalem in 2013, compared to 2012 (1,103 in 2013 vs 886 in 2012).

Source: UNOCHA 2013

2 times as many

Palestinian children injured by Israeli security forces in 2013 than in 2012 (118 monthly average in 2013 vs 56 monthly average in 2012)

Source: UNICEF 2013

0.98 million

Receiving <60 litres of water per day

Source: UNICEF 2013

1.57 million

People who are food insecure in Gaza and the West Bank

Source: SEFSec 2012

2 million

Vulnerable people with restricted access to primary health care in oPt

Source: Health and Nutrition sector 2013

874,790

Children in need of urgent humanitarian assistance to allow them to participate in protective education processes.

Source: Education Cluster 2013

65 organizations requesting

\$390 million to implement

151 projects

BACKGROUND

The Humanitarian Programme Cycle (HPC) 2014-2016 Strategic Response Plan (SRP) for the occupied Palestinian territory (oPt) articulates the three-year strategy of the humanitarian community to address the most urgent humanitarian and protection needs of 1.9 million vulnerable Palestinians, largely in Gaza, Area C of the West Bank, East Jerusalem and the Seam Zone. The Strategy takes into account and is aligned to the cycle of longer-term development strategies, particularly the Palestinian National Development Plan, which in turn is supported by the United Nations Development Assistance Framework (UNDAF) for 2014-16.

The lack of political progress in the peace process, the compound effect of long-term policies linked to the occupation of the West Bank and the Gaza Strip, recurrent hostilities and internal Palestinian political divisions continue to be the principal drivers of humanitarian needs, and the protracted humanitarian crisis.

PRIORITY HUMANITARIAN NEEDS

- 1. Restricted access to basic services:** Access to basic healthcare, education and water and sanitation services remains severely restricted, primarily as a result of physical and administrative obstacles to freedom of movement.
- 2. Food insecurity and restricted access to livelihoods:** Recent assessments indicate a significant rise in food insecurity - 1.57 million Palestinians are currently deemed food insecure.
- 3. Physical protection:** Palestinian civilians across the oPt are subject to various threats to their physical safety, stemming from Israeli military/law enforcement operations, settler violence and the actions of Palestinian armed groups and security forces.
- 4. Forced displacement:** Thousands of Palestinian women, men, girls and boys throughout the oPt have been forcibly displaced or are at acute risk of forced displacement as a result of multiple factors including planning restrictions and other policies and practices related to the ongoing occupation, recurrent hostilities, violence and abuse.

MOST-AFFECTED GROUPS

oPt-wide: refugees, food insecure, displaced people and those at risk of displacement; children and adolescents, persons with disabilities, and older people.

www.ochaopt.org

United Nations Office for the Coordination of Humanitarian Affairs occupied Palestinian territory
P. O. Box 38712 East Jerusalem 91386 | tel +972 (0)2 582 9962 | fax +972 (0)2 582 5841 | ochaopt@un.org

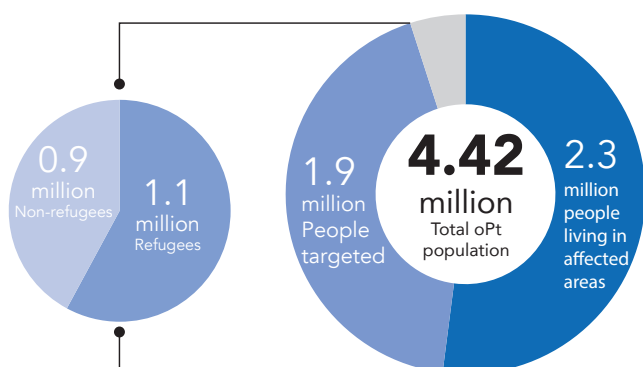
Coordination Saves Lives

Gaza Strip: farmers working in the Access Restricted Areas (ARA), and others that are residing in or in the vicinity of the ARA, fishermen, refugees, unemployed youth and the chronic poor.

West Bank: herders and Bedouin communities in Area C, farmers with land located between the Barrier and the Green line, residents in the H2 area of Hebron, and camp-based refugees.

The goal of humanitarian assistance in 2014 continues to be mitigating the impact of occupation practices and related conflict and other violence on the Palestinian civilian population, including improving food security and ensuring that Palestinians can access basic services.

The 2014 – 2016 Strategic Response Plan focuses on **two strategic objectives: 1) enhancing the protective environment** for the most vulnerable communities in the oPt, including the provision of equitable access to essential services; and **2) improving the food security and addressing the deteriorating resilience** of vulnerable and food insecure communities.

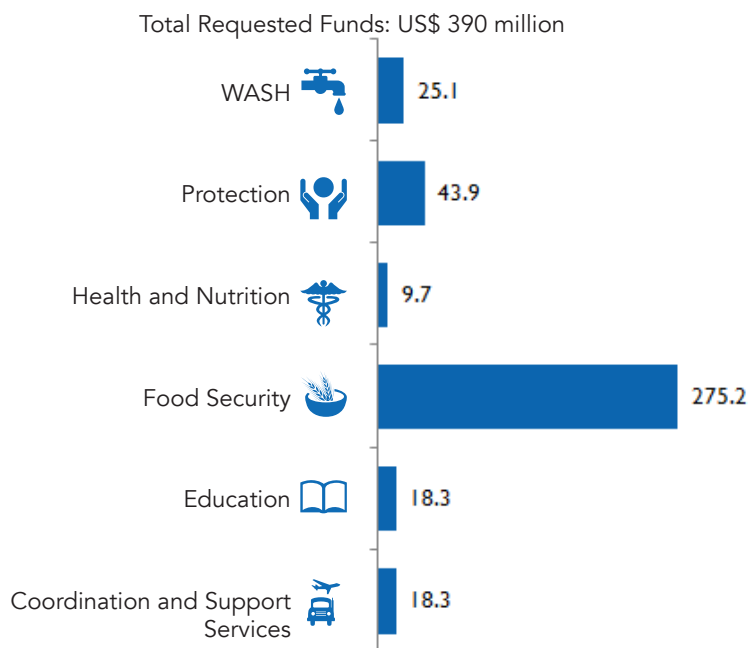


The SRP does not tackle the universe of needs in the oPt, many of which require recovery and longer-term solutions.

The Strategic Response Plan presents a strategy budgeted at \$390 million to implement 151 projects; 19 from local NGOs, 82 from international NGOs, 46 from UN agencies, and 4 jointly by UN agencies with INGOs. The Food Security Sector is the largest and is appealing for 71% of overall requirements.

Protection, Education, Health and Nutrition, and WASH will work towards SRP Strategic Objective 1, while the newly formed Food Security Sector will work towards Strategic Objective 2.

Requested requirements for SRP 2014 by cluster/sector (in US \$ million)



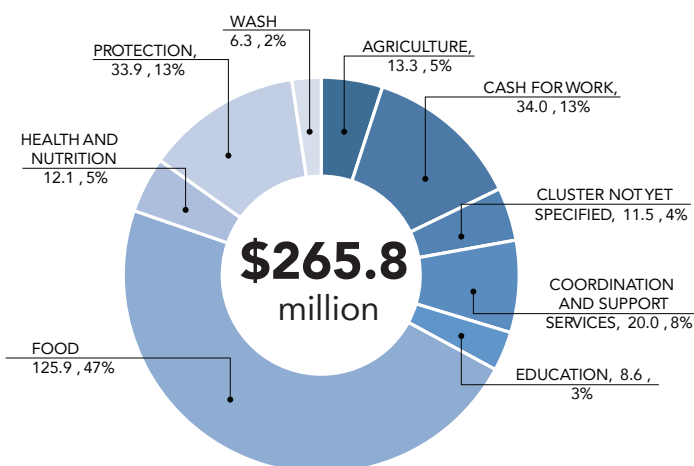
Of the 151 projects, 76% (representing 91% of total requested funds) **received a Gender Marker of 2A or 2B, i.e. are gender mainstreamed.**

There are 6 cluster/sector coordination projects in the 2014 SRP, as well as an OCHA coordination project. Coordination improves efficiency, predictability and accountability; helps identify gaps and duplication, and cross-cutting issues, and supports common advocacy.

2013 CAP funding by cluster/sector

CAP 2013 Total Requested Funds: US\$ 400.8 Million

66% of requested funds received



Information and documents on the oPt Humanitarian Programme Cycle are available online.

Humanitarian Needs Overview 2014 for the oPt:

https://assessments.humanitarianresponse.info/sites/assessments.humanitarianresponse.info/files/oPt%20HNO_0.pdf

Strategic Response Plan 2014 for the oPt:

https://docs.unocha.org/sites/dms/CAP/SRP_2014_oPt.pdf