

# Annex: Monthly Indicator Tables

## Conflict-related casualties and violence<sup>1</sup>

Direct Israeli-Palestinian conflict related casualties	2012	2013	2014	2015												2016	
	Total	Total	Total	Jan	Feb	Mar	Apr	May	June	July	Aug	Sep	Oct	Nov	Dec	Total	Jan
<b>Palestinian deaths</b>																	
Gaza	264	11	2256	0	0	1	0	1	0	0	0	0	18	1	4	25	0
West Bank (by Israeli forces and Israeli settlers)	9	27	58	2	1	1	5	1	3	7	4	3	44	32	32	135	16
<b>Total</b>	<b>273</b>	<b>38</b>	<b>2314</b>	<b>2</b>	<b>1</b>	<b>2</b>	<b>5</b>	<b>2</b>	<b>3</b>	<b>7</b>	<b>4</b>	<b>3</b>	<b>62</b>	<b>33</b>	<b>36</b>	<b>160</b>	<b>16</b>
Of whom are civilians <sup>2</sup>	131	30	1573	2	1	2	5	1	3	7	4	3	62	33	36	159	16
Of whom are female	24	1	300	0	0	0	0	0	0	0	0	2	4	2	3	11	0

<b>Palestinian injuries</b>																	
Gaza	1485	88	10739	4	2	10	10	13	8	6	4	4	1041	115	163	1380	48
West Bank (by Israeli forces and Israeli settlers)	3179	3882	6027	126	165	165	213	258	64	133	191	418	6520	3751	1990	13994	530
<b>Total</b>	<b>4664</b>	<b>3970</b>	<b>16766</b>	<b>130</b>	<b>167</b>	<b>175</b>	<b>223</b>	<b>271</b>	<b>72</b>	<b>139</b>	<b>195</b>	<b>422</b>	<b>7561</b>	<b>3866</b>	<b>2153</b>	<b>15374</b>	<b>578</b>
Of whom are civilians	N/A	3965	NA	130	167	175	223	271	72	139	195	415	7561	3866	2153	15367	578
Of whom are female	N/A	133	2286	11	2	14	9	7	2	9	4	7	28	23	25	141	10

<b>Israeli deaths</b>																	
Israel, Gaza and West Bank	7	4	85	0	0	0	1	0	2	0	0	1	10	9	2	25	1
Of whom are civilians	3	2	17	0	0	0	1	0	2	0	0	0	10	7	2	22	1
Of whom are female	1	0	2	0	0	0	0	0	0	0	0	0	1	1	0	2	1

<b>Israeli injuries</b>																	
Israel, Gaza and West Bank	345	151	2629***	8	5	13	12	11	14	8	20	39	70	41	40	281	17
Of whom are civilians	60	74	952	7	2	9	7	8	9	4	9	13	51	33	28	180	7
Of whom are female	7	10	34	2	0	7	2	2	2	1	1	2	7	3	2	31	3

\*September-December fatalities in Gaza include those who sustained injuries during the Israeli offensive on Gaza (July-August)  
 \*\*See Magen David Adom's report: [http://www.mdais.org/h/316/&mod=download&me\\_id=13228](http://www.mdais.org/h/316/&mod=download&me_id=13228)

Israeli-settler related incidents resulting in casualties or property damage	2012	2013	2014	2015												2016	
	Total	Total	Total	Jan	Feb	Mar	Apr	May	June	July	Aug	Sep	Oct	Nov	Dec	Total	Jan
Incidents leading to Palestinian casualties <sup>4</sup>	100	92	107	7	6	8	5	6	4	7	6	6	30	7	4	96	2
Incidents leading to Palestinian property/land damages	269	305	217	15	10	13	8	12	12	8	12	4	27	5	4	130	6
Subtotal: incidents affecting Palestinians	369	397	324	22	16	21	13	18	16	15	18	10	57	12	8	226	8
Incidents leading to Israeli Casualties	35	39	87	6	2	4	7	4	7	4	6	11	26	14	6	97	8
Incidents leading to Israeli Property/land damages <sup>5</sup>	14	11	134	10	25	9	8	4	5	8	6	12	4	9	4	104	6
Subtotal: incidents affecting settlers	49	50	221	16	27	13	15	8	12	12	12	23	30	23	10	201	14

Civilian Palestinians killed or injured by unexploded ordnance in Gaza	2012	2013	2014	2015												2016	
	Total	Total	Total	Jan	Feb	Mar	Apr	May	June	July	Aug	Sep	Oct	Nov	Dec	Total	Jan
Adult	Injured	12	4	38	0	0	2	0	1	0	0	24	NA	NA	NA	NA	NA
	Killed	2	0	7	0	0	1	0	0	0	0	5	NA	NA	NA	NA	NA
Child	Injured	19	19	19	0	3	1	3	3	0	1	13	NA	NA	NA	NA	NA
	Killed	1	3	1	0	0	0	0	0	0	0	0	NA	NA	NA	NA	NA
<b>Grand Total</b>		34	26	65	0	3	3	3	4	0	1	42	NA	NA	NA	NA	NA

# Child Protection

Number of Palestinian children killed - direct conflict	2012	2013	2014	2015												2016	
	Total	Total	Total	Jan	Feb	Mar	Apr	May	June	July	Aug	Sep	Oct	Nov	Dec	Total	Jan
West Bank	2	4	13	1	0	0	1	0	0	3	0	0	12	7	4	28	6
Gaza Strip	42	1	7	0	0	0	0	0	0	0	0	0	2	0	0	2	0

## Number of Palestinian children injured - direct conflict

West Bank	549	1231	1221	37	31	35	65	47	13	29	36	92	801	745	440	2371	191
Gaza Strip	93	10	3416	0	0	0	4	2	1	2	0	1	82	11	21	124	7

## Number of Israeli children killed - direct conflict

oPt	1	0	7	0	0	0	0	0	0	0	0	0	0	0	0	0	0
Israel	1	0	0	0	0	0	0	0	0	0	0	0	0	0	0	0	0

## Number of Israeli children injured - direct conflict

oPt	3	8	16	1	0	3	0	2	0	0	1	2	3	2	0	14	1
Israel	14	0	0	0	0	0	0	0	0	0	0	0	1	0	1	2	0

## Number of Palestinian children held in detention by Israeli authorities

In Israel and oPt	198 monthly average	197 monthly average	185 monthly average	163	182	182	163	163	160	153	156	171	307	407	428	2635	N/A
-------------------	------------------------	------------------------	------------------------	-----	-----	-----	-----	-----	-----	-----	-----	-----	-----	-----	-----	------	-----

## Number of Palestinian children displaced by demolitions

West Bank, inc EJ	474	558	651	66	0	60	14	0	17	8	126	5	27	46	37	406	56
-------------------	-----	-----	-----	----	---	----	----	---	----	---	-----	---	----	----	----	-----	----

## Number of incidents resulting in the disruption of schools<sup>19</sup>

oPt	321	47	N/A	5	4	14	12	2	0	0	0	10	N/A	N/A	N/A	N/A	N/A
-----	-----	----	-----	---	---	----	----	---	---	---	---	----	-----	-----	-----	-----	-----

Source: OCHA, Defence for Children International, Israel Palestine Working Group on grave violations affecting children in armed conflict

# Access

Access to healthcare - Gaza	2012	2013	2014	2015												2016	
	Mon. Ave.	Mon. Ave.	Mon. Ave.	Jan	Feb	Mar	Apr	May	June	July	Aug	Sep	Oct	Nov	Dec	Total	Jan
Applications for permits to leave Gaza through Erez Crossing <sup>15</sup>	777	1148	1513	1489	1429	1615	1539	1814	2148	1764	2121	1883	2275	2260	N/A	N/A	N/A
of which approved	719	1010	1246	1202	1148	1329	1278	1529	1720	1461	1539	1348	1589	1616	N/A	N/A	N/A
of which denied	7	3	39	52	63	27	18	45	140	28	235	172	255	155	N/A	N/A	N/A
of which delayed <sup>16</sup>	17	135	228	235	218	259	243	240	288	275	347	363	431	489	N/A	N/A	N/A

Source: WHO

Movement of humanitarian staff, West Bank	2012	2013	2014	2015												2016	
	Mon. Ave.	Mon. Ave.	Mon. Ave.	Jan	Feb	Mar	Apr	May	June	July	Aug	Sep	Oct	Nov	Dec	Total	Jan
Incidents of delayed or denied access at WB checkpoint <sup>17</sup>	37.5	40.1	29	17	28	54	42	38	27	24	24	12	33	29	48	376	27
Of which occurred at Jerusalem checkpoint	21	22.3	8	4	7	6	4	6	3	6	5	4	15	10	15	85	8
Number of staff days lost due to checkpoint incidents	21	18.5	25	5.5	13.6	16.2	14.2	12	4	12.5	33.5	2	33	11.5	19	177	22.5

Source: OCHA

## Search and Arrest

	2012	2013	2014	2015												2016	
	Mon. Ave.	Mon. Ave.	Mon. Ave.	Jan	Feb	Mar	Apr	May	June	July	Aug	Sep	Oct	Nov	Dec	Total	Jan
Search Campaigns (West Bank)	338	316	413	496	348	372	332	469	276	286	254	273	NA	NA	NA	NA	NA
Palestinians detained (West Bank)	283	491	563	618	384	481	400	526	401	474	380	421	NA	NA	NA	NA	NA

Source: OCHA

### Palestinians under Israeli custody (occupation related)<sup>6</sup>

	2012	2013	2014	2015												2016	
	Mon. Ave.	Mon. Ave.	Mon. Ave.	Jan	Feb	Mar	Apr	May	June	July	Aug	Sep	Oct	Nov	Dec	Mon. Ave.	Jan
Total as of the end of the month	4,451	4227	5258	5549	5609	5591	5554	5516	5442	5369	9019	5244	5683	5936	6066	5882	N/A
of whom are women	7	10	16	20	20	18	21	22	22	21	35	23	27	31	44	25	N/A
of whom are administrative detainees <sup>7</sup>	245	132	327	455	424	412	396	391	370	342	341	315	0	1	3	288	N/A
of whom are detained until the conclusion of legal proceedings	897	1062	1525	1526	1534	1499	1479	1370	1363	1331	1351	1363	11	14	19	1072	N/A

Source: Israeli Prison Service (through B'Tselem)

## Demolition of Structures

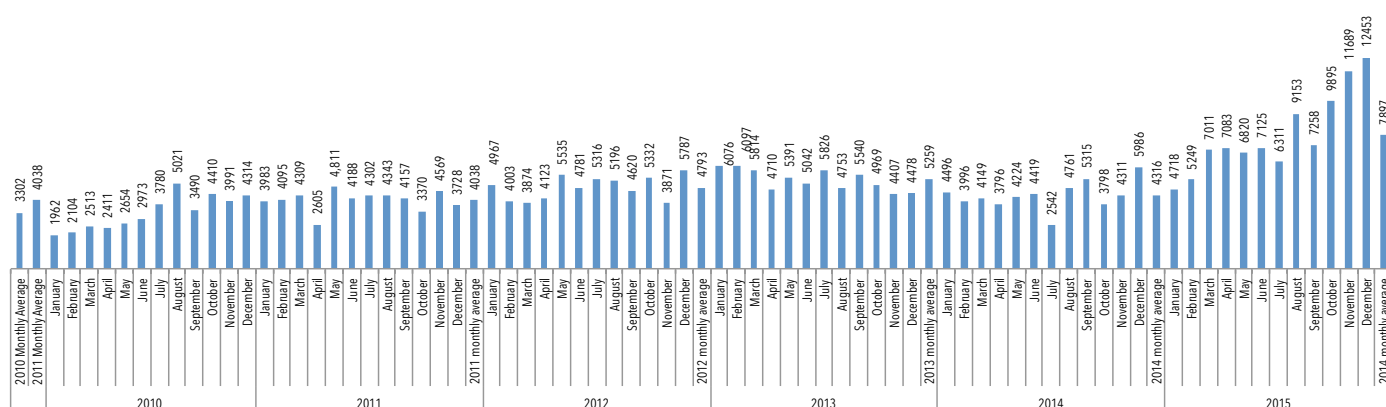
### Structures demolished<sup>8</sup>

	2012	2013	2014	2015												2016	
	Total	Total	Total	Jan	Feb	Mar	Apr	May	June	July	Aug	Sep	Oct	Nov	Dec	Total	Jan
of which in Area C	<b>525</b>	<b>564</b>	498	76	12	78	21	18	41	8	138	11	0	40	10	453	NA
of which in East Jerusalem	<b>63</b>	<b>98</b>	95	6	2	18	2	4	6	14	5	2	5	8	7	79	NA
of which in Area A	<b>NA</b>	<b>NA</b>	<b>9</b>	0	0	0	0	0	0	0	1	0	1	3	1	6	NA
of which in Area B	<b>NA</b>	<b>NA</b>	<b>5</b>	0	0	0	0	0	0	0	0	0	0	6	0	6	NA
<b>Grand Total</b>	<b>588</b>	<b>662</b>	<b>607</b>	82	14	96	23	22	47	22	144	13	6	57	18	544	NA

### People Displaced due to demolitions<sup>9</sup>

	2012	2013	2014	2015												2016	
	Total	Total	Total	Jan	Feb	Mar	Apr	May	June	July	Aug	Sep	Oct	Nov	Dec	Total	Jan
of whom were displaced in Area C	808	805	969	117	0	110	25	0	29	0	196	9	0	79	15	580	NA
of whom were displaced in East Jerusalem	71	298	208	8	0	0	0	0	2	22	0	0	37	15	30	114	NA
of which in Area A	NA	NA	32	0	0	0	0	0	0	0	7		3	13	31	54	NA
of which in Area B	NA	NA	6	0	0	0	0	0	0	0	0	0	0	9		9	NA
<b>Grand Total</b>	<b>879</b>	<b>1103</b>	<b>1215</b>	<b>125</b>	<b>0</b>	<b>110</b>	<b>25</b>	<b>0</b>	<b>31</b>	<b>22</b>	<b>203</b>	<b>9</b>	<b>40</b>	<b>116</b>	<b>76</b>	<b>757</b>	<b>NA</b>

# Truckloads of goods entering Gaza from Israel<sup>18</sup>










Source: Palestinian Ministry of National Economy, Gaza

\* Due to historical differences in the modality of transfer, to preserve the uniformity of the data, figures do not include truckloads carrying fuel.

## Humanitarian Response Plan (HRP) 2016

Occupied Palestinian territory Humanitarian Response Plan (HRP) 2016 as of 4 February-2016

Cluster	HRP 2016	
	Total request in USD	% of funds received
 Coordination and Support Services	16,490,725	0%
 Education	18,012,851	0%
 Food Security	322,785,419	0%
 Health and Nutrition	25,765,842	0%
 Protection	45,928,028	0%
 Shelter/Non-Food Items	112,089,693	0%
 Water, Sanitation and Hygiene	29,629,938	0%
<b>Total</b>	<b>570,702,496</b>	<b>0.4%</b>

# Monthly Indicator Notes and Clarifications

## Casualties

- 1. Conflict-related casualties:** includes all casualties that occurred in violent incidents immediately related to the Israeli occupation and the Israeli-Palestinian conflict, such as military operations, search and arrest campaigns, clashes during demonstrations, attacks involving Israeli settlers, etc. These figures exclude other related casualties such as those in the context of access delays, the explosion of unexploded ordnance, reckless handling of weapons, collapse of tunnels, and internal Palestinian violence.
- 2. Civilians:** includes people who, according to the information available at the time of publication, did not fulfill a "continuous combatant function" as part of an organized armed group, regardless of the circumstances of their injury or killing. Figures in this category should not be considered comprehensive, as unconfirmed or disputed cases are excluded.
- 3. Tunnel related casualties:** figures in this category may overlap with those under conflict-related casualties, as it includes casualties in the context of Israeli attacks targeting tunnels, as well as those resulting from tunnel collapses and other accidents.

## Israeli settler-related violence

- 4. Incidents resulting in casualties:** includes all violent incidents involving Israeli settlers and Palestinians, including those in which the injury was caused by a member of the Israeli security forces during an intervention in such an incident.
- 5. Incidents resulting in property damage/losses:** ibid.

## Search and Arrest

- 6. Palestinians in Israeli custody:** includes all Palestinians from the oPt held by the Israeli authorities at the end of each month, whether in Israel or in the West Bank, in connection to an offense related to the Israeli occupation and classified by the Israeli authorities as a "security detainee/prisoner". Therefore it excludes Palestinians held in connection to a "regular" criminal offense.
- 7. Administrative detainees:** Palestinians held by the Israeli authorities without charge or trial, allegedly for preventive purposes.

## Demolitions

- 8. Structures demolished:** includes all Palestinian-owned structures in the oPt demolished by the Israeli authorities, regardless of their specific use (residential or non-residential) or the grounds on which the demolition was carried out (lack of building permit, military operation or punishment).
- 9. People displaced due to demolitions:** includes all persons that were living in structures demolished by the Israeli authorities, regardless of the place in which they relocated following the demolition.
- 10. People affected by demolitions:** includes all people that benefited from a demolished structure (as a source of income, to receive a service, etc), excluding those displaced.

## Access West Bank

- 11. Permanently staffed checkpoints:** staffed by Israeli security personnel, excluding checkpoints located on the Green Line and 'agricultural gates' along the Barrier.
- 12. Partially staffed checkpoints:** checkpoint infrastructure staffed on an ad-hoc basis.
- 13. Unstaffed obstacles:** includes roadblocks, earthmounds, earth walls, road gates, road barriers, and trenches. For historical reasons, this figure excludes obstacles located within the Israeli-controlled area of Hebron City (H2).
- 14. 'Flying' or random checkpoints:** checkpoints deployed on an ad hoc basis in places without pre-existing infrastructure.

## Access to health

- 15. Applications for permits to leave Gaza through Erez:** includes only the applications submitted for travel scheduled within the reporting period.
- 16. Delayed applications:** includes applications regarding which no answer was received by the date of the medical appointment, thus forcing the patient to restart the application process.

## Movement of humanitarian staff

- 17. Incidents of delayed or denied access at a WB checkpoint:** includes incidents affecting local or international staff of humanitarian organizations, both UN and international NGOs.

## Imports to Gaza

- 18. Truckloads by type:** for historical reasons this figure excludes truckloads carrying all types of fuel.

## Child Protection

- 19. Attacks include the targeting of schools that cause the total or partial destruction of such facilities. Other interferences to the normal operation of the facility may also be reported, such as the occupation, shelling, targeting for propaganda of, or otherwise causing harm to school facilities or its personnel.**